

**Oversized Premium Wood Seat
designed for comfort, luxury and
durability.**

by:

PLUMBTECH™



**Model 193 Round or Elongated
The “Big’un”**

What Is The Need and Opportunity for an Oversized Premium Molded Wood Seat

- According to the CDC, Americans are increasingly getting heavier and wider, and this trend is consistent among all genders and ethnicities.
- There is an obvious and growing need for toilet seats that more comfortably accommodate heavier and wider consumers.
- Consumer demand is still in excess of 60% for molded wood toilet seats in North America.
- In the last 15-20 years the average consumer's ideal price point for a good quality seat has increased from \$15-20 to \$30-60.
- Our market surveys indicate as much as 50% of new home owners are replacing the toilet seats that were installed by the building contractor within weeks of purchasing the home, with a premium seat.
- Consumers are demanding better quality seats and upgrade features. The overwhelming majority of these premium seats are purchased in retail stores.
- The goal is to provide Plumbing Wholesalers with a premium molded wood seat, with features that consumers and contractors demand, at a competitive advantage.

PLUMBTECH™



PLUMBTECH Model 193-00
Premium Oversized Molded Wood Seat.
Suggested List: \$63.00

6 Layers of Finish

- 1 Sealer
- 1 Primer
- 4 Paint




3
Three Year Limited Warranty!

Features and Benefits of PLUMBTECH Model 193 Big'un

- Oversized elongated or round front with cover.
- 16" wide is larger than ANSI standard.
- Six bumpers on ring for added stability.
- Strong & Durable - Premium quality MDF wood.
- Six layers of paint finish with sealer and primer.
- Maximum level of resins to create a rock hard wood core and extended life.
- Steel hinge pintel for long service life.
- Assembled with corrosion resistant stainless steel screws.
- Release 'N' Clean™ hinges for fast, easy installation and removal for cleaning.
- Vari-adjust™ with Lok-Down™ adjustable hinges for a perfect, secure fit on any standard ANSI toilet bowl.
- OSG - Odor Stain Guard ingredient in paint
- Ergonomically designed seat ring with contour provides greater comfort and support.
- Heavy duty contractor grade hinge.
- Non-skid rubberized hinge pads.
- Corrosion proof POM nuts, bolts and washers.
- Easy, self aligning, top mount installation with Quik Lok™ hardware.
- UV Ingredient to maintain color
- Meets and exceeds ANSI Quality Standards

“Why pay the same or more, for less quality and features?”

Vari-Adjust™ with Lok-Down™ Adjustable Hinges and Release N Clean™



Compression “Dots” lock seat in place for added stability.



Stop the Movement of Seats



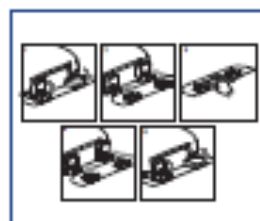
Six bumpers on seat ring for maximum stability and durability.

Model 193 Big'un is available in White

Plumbing Technologies LLC, plumbtechseats.com

Email: customerservice@plumbtechseats.com Phone: 973-998-9778

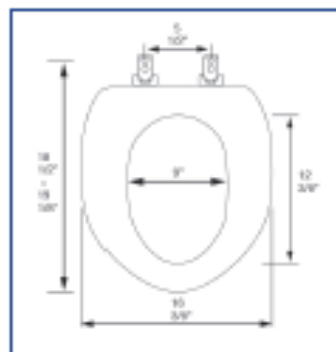
Fax: 973-998-9780 or 973-947-6458

RESIDENTIAL MOLDED WOOD

Release 'N' Clean™

Factory-installed "living"
hinge covers with stainless
steel screws**Seat shall be PLUMBTECH™
MODEL - 193**

- Big'un oversized elongated or round front with cover
- 16" wide is larger than ANSI standard
- Premium quality durable MDF wood
- Multi-coat high gloss enamel paint with sealer and primer
- UV paint color protection
- Color coordinated hinge with steel pintel
- Six bumpers on ring for added stability
- Non-skid rubberized pads
- Assembled with corrosion resistant stainless steel screws
- Corrosion proof POM nuts and bolts
- Heavy duty contractor quality Release 'N' Clean™ adjustable top mount hinge
- Color coordinated bumpers
- Specify white -00

PRODUCT SPECIFICATIONS**Residential****Model 193 - For ANSI Standard Elongated or Round Front Toilets****Style: Closed Front with Cover****Material: MDF Wood****Hinge: Extra Heavy Duty Plastic Hinge with Stainless Steel Screws and Pintels****Height of seat: 2"****Ring Thickness: 3/4"****Ring Thickness with Bumpers: 1 1/4"**

PLUMBTECH™ MDF wood seats utilize the finest paint to seal and beautify the molded wood core with deep lustrous color and rock hard enamel durability.