

Premium Natural Wood Finish Veneer Seats with Metal Hinges.

by:

PLUMBTECH™



Model 5C3E2 Elongated



Model 5C3R2 Round



What Is The Need and Opportunity for Premium Wood Seats?

- Consumer demand is still in excess of 60% for wood toilet seats in North America.
- In the last 15-20 years the average consumer's ideal price point for a good quality seat has increased from \$15-20 to \$30-40.
- Our market surveys indicate as much as 50% of new home owners are replacing the toilet seats that were installed by the building contractor within weeks of purchasing the home, with a premium seat.
- Consumers are demanding better quality seats and upgrade features. The overwhelming majority of these premium seats are purchased in retail stores.
- The goal is to provide Plumbing Wholesalers with a premium molded wood seat, with features that consumers and contractors demand, at a competitive advantage.

PLUMBTECH™



PLUMBTECH Model 5C3E2
Premium Elongated Natural
Wood Veneer Seat.
Suggested List: \$57.30



PLUMBTECH Model 5C3R2
Premium Round Front
Natural Wood Veneer Seat.
Suggested List: \$61.16



1

Year Limited
Warranty !

Features and Benefits of PLUMBTECH Models 5C3R2 and 5C3E2


- **Strong & Durable - Premium quality wood core.**
- **Light Oak finish.**
- **Wood is sealed with two coats of industrial grade furniture lacquer.**
- **Closed front design.**
- **Maximum level of resins to create a rock hard wood core and extended life.**
- **Solid metal alloy hinge with designer finish.**
- **Available in chrome and polished brass finish hinge**
- **Assembled with corrosion resistant stainless steel screws.**
- **Ergonomically designed seat ring with contour provides greater comfort and support.**
- **Four bumpers on seat ring for extra stability.**
- **Meets and exceeds ANSI Quality Standards**

“Why pay the same or more, for less quality and features?”



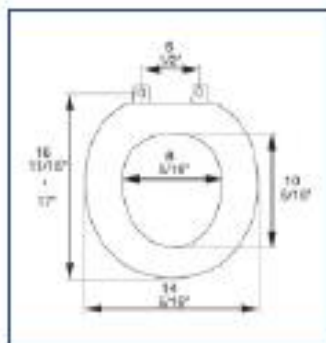
Seat shall be BATHDÉCOR™ MODEL - 5C3R2-17

- Light Oak finish
- Solid metal alloy hinge with designer finish
- Solid molded wood construction with laminated natural wood veneer
- Closed front design
- Non-Corrosive self-aligning mounting hardware
- Wood is sealed with two coats of industrial grade furniture lacquer
- Available in chrome and polished brass finish hinge
- Specify -CH (Chrome Finish), or -BR (Polished Brass)



Hinge Finishes

PRODUCT SPECIFICATIONS



Residential

Model 5C3R2-17CH or BR - For ANSI Standard Round Front Toilets

Style: Closed Front with Cover

Material: Molded Wood and Laminated Oak Veneer

Hinge: Extra Heavy Duty Metal Hinge with Metal Finish

Height of seat: 2 1/4"

Ring Thickness: 7/8"

Ring Thickness with Bumpers: 1 1/8"

BATHDÉCOR™ natural wood seats utilize the finest paint to seal, beautify and enhance the durability.




5C3E2-17

RESIDENTIAL NATURAL WOOD



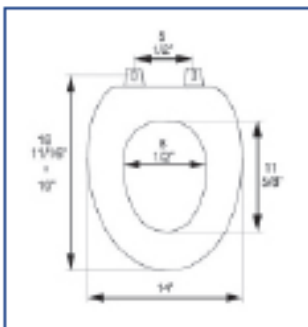
Seat shall be BATHDÉCOR™ MODEL - 5C3E2-17

- Light Oak finish
- Solid metal alloy hinge with designer finish
- Solid molded wood construction with laminated natural wood veneer
- Closed front design
- Non-Corrosive self-aligning mounting hardware
- Wood is sealed with two coats of industrial grade furniture lacquer
- Available in chrome and polished brass finish hinge
- Specify -CH (Chrome Finish), or -BR (Polished Brass)



Hinge Finishes

PRODUCT SPECIFICATIONS



Residential

Model 5C3E2-17CH or BR - For ANSI Standard Elongated Toilets

Style: Closed Front with Cover

Material: Molded Wood and Laminated Oak Veneer

Hinge: Extra Heavy Duty Metal Hinge with Metal Finish

Height of seat: 2 1/4"

Ring Thickness: 7/8"

Ring Thickness with Bumpers: 1 1/8"

BATHDÉCOR™ natural wood seats utilize the finest paint to seal, beautify and enhance the durability.